



OFFICE OF THE SHERIFF  
CITY AND COUNTY OF PHILADELPHIA

Land Title Building  
100 South Broad Street, 5<sup>th</sup> Floor, Philadelphia, PA 19110

JEWELL WILLIAMS  
SHERIFF

Tel. 215 686-3578  
Fax 215 686-3579

President Darrell L. Clarke  
President of City Council  
Room 494  
City Hall  
Philadelphia, PA. 19107

May 5, 2016

Dear President Clarke:

Council members raised three questions at the time Sheriff Jewell Williams made his budget presentation. The following data is for the time period of January 2015 and March 2016 and pertain to Tax and Lien sales processed by the Sheriff.

1. In what States are the purchasers of properties processed in the Sheriff's tax sales located?

Between January 2015 and March 2016 there were 1633 tax foreclosures. 1518 purchasers' address of record were located in Pennsylvania. New Jersey was the location of 63 purchasers, New York the location of 43 purchasers, and Delaware the location of 6 purchasers. California, Massachusetts, and Maryland were the location for one purchaser each.

2. In what wards do the majority of tax sales occur?


The majority of sales have taken place in the 28<sup>th</sup> ward.

3. What is the address of the defendants whose properties were subject to Tax Sale?

Most defendants, 1615, lived in Pennsylvania. An additional 9 lived in New Jersey, 3 were located in Florida, while there was 1 in Delaware, Massachusetts, North Carolina, New York, Texas and Virginia.


We would be pleased to provide additional material at Council's request.

Sincerely,

A handwritten signature in blue ink that reads "Ben Hayllar". The signature is written in a cursive style with a large initial "B" and a stylized "H".

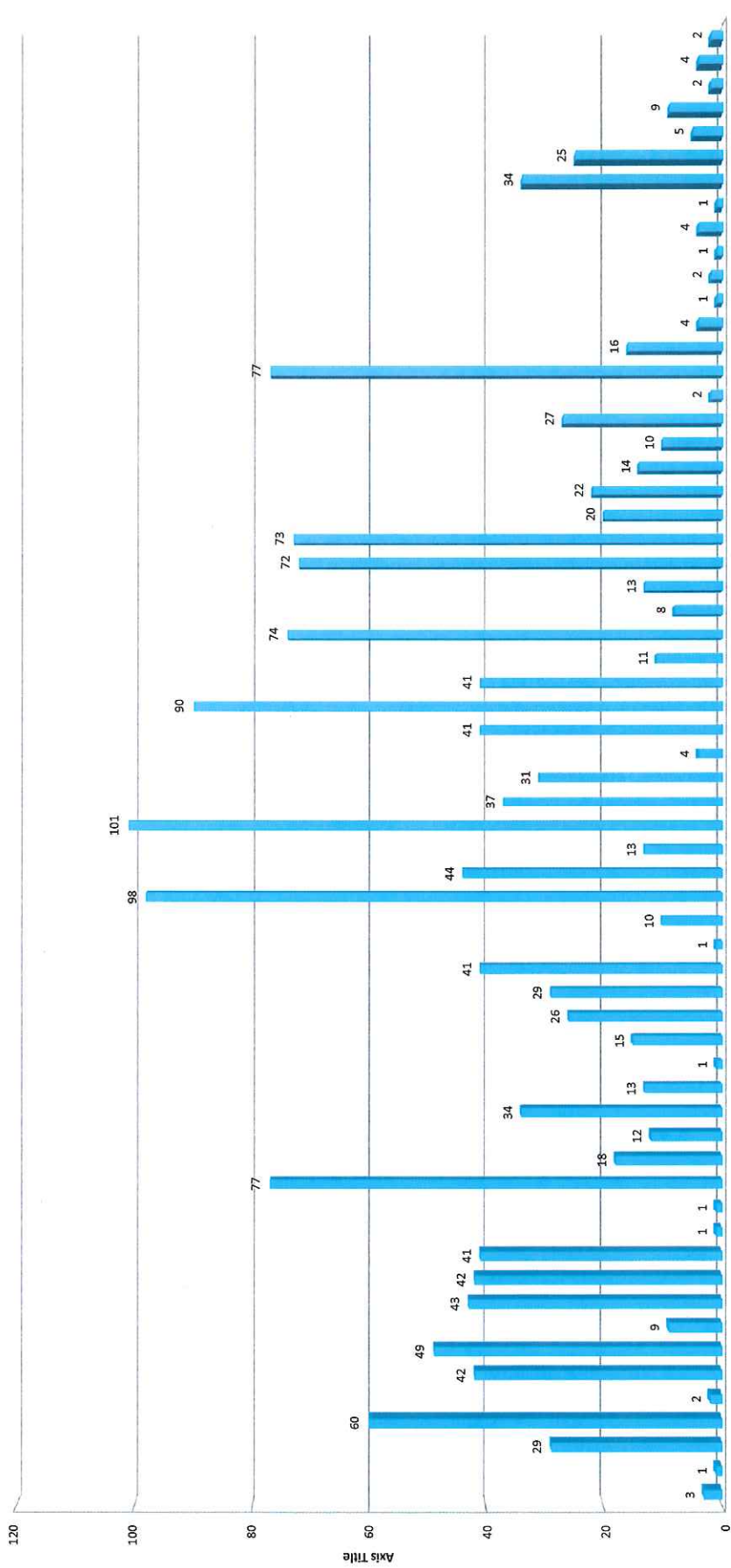
Ben Hayllar  
Chief Deputy Sheriff  
Administration & Finance  
City and County of Philadelphia

**Sheriff Tax Sale Foreclosures - Defendant Location  
Jan2015 - Mar2016  
by City / State**




State	Count
DE	1
FL	3
ME	1
NC	1
NJ	9
NY	1
PA	1615
TX	1
VA	1
<b>Total</b>	<b>1648</b>

**Sheriff Tax Sale Properties Sold  
by WARD  
Jan2015 - Mar2016**



Ward	1	2	3	4	5	6	7	8	9	10	11	12	13	14	15	16	17	18	19	20	21	22	23	24	25	26	27	28	29	30	31	32	33	34	35	36	37	38	39	40	41	42	43	44	45	46	47	48	49	50	51	52	53	54	55	56	57	58	59	60	61	62	64	65	66
Total	3	1	29	60	2	42	49	9	43	42	41	1	1	1	77	18	12	13	1	15	26	29	41	1	10	98	44	13	37	41	41	31	41	41	90	74	72	73	20	22	14	10	27	16	4	1	2	1	4	1	2	1	4	1	34	25	5	9	2	4	2				

**Sheriff Tax Sale Foreclosures - Buyer Location  
Jan2015 - Mar2016  
by State**



State	CA	DE	MA	MD	NJ	NY	PA
Total	1	6	1	1	63	43	1518