

**OFFICE OF THE INSPECTOR GENERAL
FISCAL YEAR 2022 BUDGET TESTIMONY
MAY 3, 2021**

INTRODUCTION

Good Day, President Clarke and Members of City Council. I am Alexander DeSantis, Inspector General. Joining me today is Kristy Lieb, Administrative Assistant. I am pleased to provide testimony on The Office of The Inspector General's Fiscal Year 2022 Operating Budget.

DEPARTMENT MISSION & PLANS

Mission: The Office of the Inspector General's (OIG) goal is to keep City government free from all forms of corruption, fraud, and misconduct. The OIG conducts both criminal and administrative investigations of all departments, agencies, commissions, and boards under the Mayor's jurisdiction, as well as individuals or companies that do business with the City or receive City funding. The OIG has the power to: issue subpoenas; examine all City documents, contracts, and monetary expenditures made from the City treasury; and demand testimony from City employees. The OIG works with federal, state, and local law enforcement when reviewing issues related to criminal activity and serious cases of fraud and corruption. OIG work also relies on the support of fellow Philadelphians who report allegations of wrongdoing in City government.

Plans for Fiscal Year 2022:

To improve public confidence in City government, the OIG's overall strategy begins with education and public discourse. OIG takes great care to educate all City employees and members of the public about the OIG's role and the model of good local government. Simultaneously, the Office is open about its case outcomes and seeks to publicize the OIG's work. These foundational steps have two desired effects: they create visible deterrents to those who may wish to engage in fraud, corruption, or misconduct; and raise awareness and give people an outlet to raise integrity-related concerns. This, in turn, drives complaint activity and generates actionable investigations. Here, the OIG focuses on building effective partnerships across local, state, and federal government, to achieve actionable case outcomes together with the City's operating departments and/or law enforcement.

One of the OIG's substantive priorities in FY22 will be City contractors who may have violated the City's anti-discrimination rules. In the first half of 2021, OIG anticipates significant civil and administrative enforcement actions in this area, achieved together with the City's Office of Economic Opportunity and the Law Department.

In FY22, the OIG will also expand its reach to include oversight of the Philadelphia Police Department, with a newly hired Deputy IG for Public Safety. Together with the PPD and other stakeholders, the OIG will help to build efficient and effective accountability systems.

BUDGET SUMMARY & OTHER BUDGET DRIVERS

Please refer to attached FY22 Budget Hearing Summary Charts in section 1: Staff Demographics Summary, section 2: Employment Levels, section 3: Financial Summary by Class, section 6: Participation Rate and Goal.

PROPOSED BUDGET OVERVIEW

Proposed Funding Request:

The proposed Fiscal Year 2022 General Fund budget totals \$1,607,423, an INCREASE of \$31,742 over Fiscal Year 2021 estimated obligation levels. This INCREASE is due to reinstatement of the 2020 salary reductions.

The proposed budget includes:

- \$1,504,223 in Class 100, An INCREASE of \$31,742 from FY21. This funding will reinstate the original salaries from Class 100 that were reduced in FY21.
- \$97,975 in Class 200, This will remain the same from FY21. This funding will supply the goods and services in the office as well as our Contractor.
- \$5,225 in Class 300/400 This will remain the same from FY21. This funding will supply the material and supplies needed for the office.




STAFFING LEVELS

The department is requesting 19 budgeted positions for FY22, this number remains the same as FY21.

NEW HIRES

Please refer to attached FY22 Budget Hearing Summary Charts in section 8: New Hires Information.

PERFORMANCE, CHALLENGES, AND INITIATIVES

Measure	 FY20 ACTUAL	 FY21 TARGET	 FY22 TARGET
Administrative Actions (number of cases)	40	>30	>30
Criminal Actions (number of cases)	4	>10	>10
Pension disqualification (number of cases) ¹	3	N/A	N/A

¹ OIG does not project targets for this measure. Case intake is dependent on factors outside of the OIG’s control, including the existence of wrongdoing in the first place. These are cases that are submitted to the Law Department for pension disqualification review.

Program FY22 Strategic Goals

- Currently, the OIG has a number of ongoing investigations that are focused on City contractors who may have violated the City’s anti-discrimination rules. In early 2021, OIG anticipates significant civil and administrative enforcement actions in this area, achieved together with the City’s Office of Economic Opportunity.
- Increase complaint activity through additional City-wide messaging and education.
- Increase transparency via a newly designed website.
- Continue to achieve meaningful criminal and employment case results.
- Work to amend the Home Rule Charter and make the OIG a permanent and independent part of City Government.

OTHER BUDGETARY IMPACTS

Federal and State (Where Applicable)

N/A – The OIG does not receive federal or state funding.

CONTRACTING EXPERIENCE

Please refer to attached FY22 Budget Hearing Summary Charts in section 4: Contracts Summary.

EMPLOYEE DATA

Please refer to attached FY22 Budget Hearing Summary Charts in section 7: Staff Demographics.

LANGUAGE ACCESS

- 1. Provide the name of your language access coordinator, the date of your last department training, and a link to the posting of your language access plan.**

Kristy Lieb, January 2017, <https://www.phila.gov/media/20161223115859/Scanned-and-Redacted-OIG-LA-Plan.pdf>

- 2. Breakdown new hires and existing staff by race and language. Breakdown how many front-line personnel are trained to provide language access services.**

At this time, the OIG has no bi-lingual staff. For any/all language access requests, OIG staff engage Language Services Associates – a 24/7 translation service.

- 3. How many requests for language access services did your department receive in the past year? How many language access services were delivered by staff? Breakdown language access services provided, by language, including but not limited to the language line, translation of public notices and documents, website language services, and advertisement/publication services.**

The OIG did not receive any requests for language access services in FY21.

- 4. Explain what your department has done to improve language access services over the past year.**

The OIG drafted and implemented an internal script for all of our staff to use when language may present a complication, including City-wide resources for translation services, if necessary.

CLIMATE CHANGE

1. How has climate change affected your department's provision of services?

At this time, we have not seen any significant change in our investigative work.

2. How might worsening climate change increase costs and demands for your department?

Because the OIG is an investigative agency, our work changes when other City departments experience change. So, as the other units in City government adapt their respective operations, ours will necessarily have to accommodate those changes.

3. How does your department intend to mitigate and adapt to climate change?

We seek to keep the environmental impact of our work to a minimum – we monitor our use of hard supplies and seek to use electronic records and communications whenever possible.

1. Staff Demographics Summary

Staff Demographics Summary (as of December 2020)				
	Total	Minority	White	Female
Number of Full-Time Staff	13	5	8	7
Number of Exempt Staff	13	5	8	7
Number of Executive Staff (deputy level and above)	5	2	3	1
Average Salary, Full-Time Staff	\$78,682	\$76,953	\$79,782	\$69,397
Average Salary, Exempt Staff	\$64,988	\$65,444	\$62,039	\$66,950
Average Salary, Executive Staff	\$117,260	\$100,940	\$128,136	\$124,350
Median Salary, Full-Time Staff	\$69,300	\$69,300	\$69,300	\$69,300
Median Salary, Exempt Staff	\$69,300	\$69,300	\$64,350	\$69,300
Median Salary, Executive Staff	\$104,350	\$100,940	\$124,350	\$124,350

2. Employment Levels

Employment Levels (as of December 2020)		
	Budgeted	Filled
Number of Full-Time Positions	19	13
Number of Part-Time Positions	0	N/A
Number of Exempt Positions	13	13
Number of Executive Positions (deputy level and above)	5	5
Average Salary of All Full-Time Positions	\$78,682	\$78,682
Median Salary of All Full-Time Positions	\$69,300	\$69,300

FY22 Budget Hearing Summary Charts - Office of the Inspector General

3. Financial Summary by Class

Some departments may also want to provide financial summary tables for other funds, such as the Grants Fund. Departments should delete any budget lines that have \$0 in every year (i.e. if a department has no Class 500 appropriations, actuals, or proposed appropriations, the Class 500 row should be deleted).

General Fund Financial Summary by Class						
	FY20 Original Appropriations	FY20 Actual Obligations	FY21 Original Appropriations	FY21 Estimated Obligations	FY22 Proposed Appropriations	Difference: FY22-FY21
Class 100 - Employee Compensation	\$1,577,241	\$1,397,115	\$1,472,481	\$1,472,481	\$1,504,223	\$31,742
Class 200 - Purchase of Services	\$97,975	\$95,353	\$97,975	\$97,975	\$97,975	\$0
Class 300/400 - Materials, Supplies & Equipment	\$5,225	\$4,799	\$5,225	\$5,225	\$5,225	\$0
	\$1,680,441	\$1,497,267	\$1,575,681	\$1,575,681	\$1,607,423	\$31,742

4. Contracts Summary

This table focuses on large professional services contracts with for-profit vendors.

"Large" is defined as meaning that an RFP was required.

Departments should focus on contracts that have been conformed to date.

Any departments that have large contracts with non-profit providers are encouraged to provide board makeup information in the optional "Non-Profit Vendor Demographics" table below.

M/W/DSBE Participation on Large Professional Services Contracts

Top Five Largest Contracts, FY21

Vendor Name	Service Provided	Dollar Amount of Contract	RFP Issue Date	Contract Start Date	Ranges in RFP	% of M/W/DSBE Participation Achieved	\$ Value of M/W/DSBE Participation	Total % Participation - All DSBES	Total \$ Value Participation - All DSBES	Local Business (principal place of business located within City limits) [yes / no]	Waiver for Living Wage Compliance ? [yes / no]
H.J. Sweeney	Investigative	\$75,000	8/1/2020	7/1/2020	MBE:	0%	\$0	0%	\$0	yes	
					WBE:	0%	\$0				
					DSBE:	0%	\$0				

Non-Profit Vendor Demographics: N/A

5. Performance Measures Table

Please refer to Fiscal Year 2022 Budget Testimony narrative for complete list of performance measures.

6. Participation Rate and Goal

The Contract Participation Goal table is for all contracts (Public Works, SS&E, and Professional Services, combined).

Contracts Summary (Professional Services only)						
	FY18	FY19	FY20	FY21	FY22	FY21 YTD (Q1 & Q2)
Total amount of contracts	\$90,264	\$75,000	\$75,000	\$75,000	\$75,000	\$75,000
Total amount to M/W/DSBE	\$21,324	\$0	\$0	\$0	\$0	\$0
Participation Rate	24%	0%	0%	0%	0%	0%

Total M/W/DSBE Contract Participation Goal (Public Works; Services, Supplies & Equipment; and Professional Services combined)			
	FY20	FY21	FY22
M/W/DSBE Contract Participation Goal	0%	0%	0%

OIG has one large professional services contract in the amount of \$75,000 as noted above in Section 4.

7. Staff Demographics

Biracial employees should be included under "Other."

Staff Demographics (as of December 2020)					
Full-Time Staff			Executive Staff		
	Male	Female		Male	Female
	African-American	African-American		African-American	African-American
<i>Total</i>	2	2	<i>Total</i>	2	N/A
<i>% of Total</i>	15%	15%	<i>% of Total</i>	15%	N/A
<i>Average Salary</i>	\$69,300	\$74,340	<i>Average Salary</i>	\$100,946	N/A
<i>Median Salary</i>	\$69,300	\$74,340	<i>Median Salary</i>	\$100,946	N/A
	White	White		White	White
<i>Total</i>	3	5	<i>Total</i>	2	1
<i>% of Total</i>	23%	38%	<i>% of Total</i>	15%	8%
<i>Average Salary</i>	\$70,350	\$56,430	<i>Average Salary</i>	\$130,030	\$124,350
<i>Median Salary</i>	\$72,270	\$49,500	<i>Median Salary</i>	\$130,030	\$124,350
	Hispanic	Hispanic		Hispanic	Hispanic
<i>Total</i>	N/A	N/A	<i>Total</i>	N/A	N/A
<i>% of Total</i>	N/A	N/A	<i>% of Total</i>	N/A	N/A
<i>Average Salary</i>	N/A	N/A	<i>Average Salary</i>	N/A	N/A
<i>Median Salary</i>	N/A	N/A	<i>Median Salary</i>	N/A	N/A
	Asian	Asian		Asian	Asian
<i>Total</i>	1	N/A	<i>Total</i>	N/A	N/A
<i>% of Total</i>	8%	N/A	<i>% of Total</i>	N/A	N/A
<i>Average Salary</i>	\$49,500	N/A	<i>Average Salary</i>	N/A	N/A
<i>Median Salary</i>	\$49,500	N/A	<i>Median Salary</i>	N/A	N/A
	Other	Other		Other	Other
<i>Total</i>	N/A	N/A	<i>Total</i>	N/A	N/A
<i>% of Total</i>	N/A	N/A	<i>% of Total</i>	N/A	N/A
<i>Average Salary</i>	N/A	N/A	<i>Average Salary</i>	N/A	N/A
<i>Median Salary</i>	N/A	N/A	<i>Median Salary</i>	N/A	N/A
	Bilingual	Bilingual		Bilingual	Bilingual
<i>Total</i>	N/A	N/A	<i>Total</i>	N/A	N/A
<i>% of Total</i>	N/A	N/A	<i>% of Total</i>	N/A	N/A
<i>Average Salary</i>	N/A	N/A	<i>Average Salary</i>	N/A	N/A
<i>Median Salary</i>	N/A	N/A	<i>Median Salary</i>	N/A	N/A
	Male	Female		Male	Female
<i>Total</i>	N/A	N/A	<i>Total</i>	N/A	N/A
<i>% of Total</i>	N/A	N/A	<i>% of Total</i>	N/A	N/A
<i>Average Salary</i>	N/A	N/A	<i>Average Salary</i>	N/A	N/A
<i>Median Salary</i>	N/A	N/A	<i>Median Salary</i>	N/A	N/A

Detail for non-binary employees, if applicable: N/A

8. New Hire Information

Date range is 7/1/20 to December 2020 increment run. Detail for any hires since then can be added in the text box below the table.

New Hires (from 7/1/2020 to December 2020)	
	Total Number of New Hires
Black or African American	0
Asian	0
Hispanic or Latino	0
White	0
Other	0
Total	0

Detail for new hires since December 2020, if applicable: N/A